

Christ the Redeemer Lutheran Church

WEDDING INFORMATION



9201 Brecksville Rd
Brecksville, OH 44141

www.crlcbrecksville.org

Email--office@crlcbrecksville.org

Phone--440-526-2303

TABLE OF CONTENTS

PG.#

MARRIAGE AND THE CHURCH	3
CRLC WEDDING STAFF	3
CHURCH CHECKLIST FOR WEDDING PREPARATION	4
FEE/EXPENSES FOR YOUR WEDDING	5
WEDDING USAGE AGREEMENT FOR NON-MEMBERS OF CRLC	6
GENERAL INFORMATION	
Scheduling Your Wedding	7
The Wedding Coordinator	7
Decorating the Church	7
The Music	8
Photographers/Videographers	8
Pre-Marital Counseling	8
The Marriage License and Certificate	8
Wedding Bulletins or Programs	8
The Rehearsal	9
Alcohol Use	9
Receptions	9
Clean-Up	9
FORMS TO REVIEW WITH CRLC WEDDING STAFF	
Order of Worship for a Wedding	10
Marriage Information	11
The Wedding Party	12
Other Questions Related to the Ceremony	13
Wedding Texts	14-15
Choice of Vows	16
Pre-Marital Meetings	17-18

Marriage and the Church

At Christ the Redeemer Lutheran Church, also referred to as CRLC, we believe in a Christian marriage that begins with a wedding ceremony where Christ is at the center. A wedding is a worship service that celebrates the love of God and our love for each other.

Our goal is to prepare you for marriage with counseling in the context of the Christian faith. We also prepare you for a beautiful wedding ceremony by helping with music, wording, decorations, logistics and the interaction with your vendors in our space.

May you experience God's blessings on your preparations.

CRLC Wedding Staff

Pastor:	Pastor Randy O'Donnell	440-526-2303 ext.11
Music Director & Organist:	Joanna Pretz-Anderson	440-526-2303 ext.13
Spiritual Director:	Pamela Czarnota	440-526-2303 ext.14
Office Managers:	Laurie Siebert Susan Lang	440-526-2303 ext.10 440-526-2303 ext.15
Wedding Coordinator:	Jan Romance	440-570-4509

Church Checklist for Wedding Preparation

Timeframe	Action
At least six (6) months prior to wedding	<p>Book the wedding and rehearsal dates with the church and the pastor.</p> <p>Also at this time, contact the church organist to secure these dates.</p> <p>*For non-members, a \$100 non-refundable down payment is required to hold your date.</p>
At least four (4) months prior to wedding	Contact the wedding coordinator and set up meeting to go over the ceremony.
At least two (2) months prior to wedding	<p>Contact the pastor about setting up a counseling session (*complete forms on pages 11-13 and 17-18 before this meeting).</p> <p>Also at this time, contact the organist to set meeting to discuss the music.</p>
At least one (1) month prior to wedding	Get a marriage license from the county of Bride's residence.
At least two (2) weeks prior to the wedding	Provide draft of bulletin to wedding coordinator.
At least one (1) week prior to wedding	Submit payments to church office or wedding coordinator.
At Rehearsal	Bring marriage license and bulletins

Fees/Expenses for Your Wedding

Fees for the wedding services for members and non-members are due one week prior to rehearsal. Payment by cash (preferable) or check should be made out to each of the individuals (names on pg. 3) listed below. These payments can be paid during CRLC office hours or given to the wedding coordinator who will disburse the payments to each individual.

***For Wedding Service (4 hours) and rehearsal (1 hour) in Sanctuary**

CHURCH MEMBER FEES	SERVICE	NON-MEMBER FEES
No fee	Use of the sanctuary (seating capacity is 175)	\$200 total (\$100 non-refundable due at booking space along with signed form on pg. 6 \$100 due 1 week prior to rehearsal)
\$200	Organist (includes rehearsal) Subtract \$50 if organist does not need to work with a soloist	\$200
By donation	Pastor (Includes a counseling session)	\$150
\$100	Wedding Coordinator	\$150
\$50	Custodian	\$50
\$350 plus Pastor	TOTAL OF FEES for the wedding	\$750

***Additional costs for use of Fellowship Hall, Kitchen or Candelabras**

\$50 for custodian	Fellowship Hall (seating capacity is 125)	\$200
\$50	Kitchen	\$100
\$150	Candelabras for pews	\$150

**WEDDING USAGE AGREEMENT FOR NON-MEMBERS OF
CRLC LUTHERAN CHURCH**

Please read the following, and if in agreement, please sign below. Please turn this form in when making a deposit to secure the wedding date.

1. We understand that to secure a date for our church wedding we must place a \$100.00 non-refundable deposit. If we cancel the wedding we will not receive this money back. It is possible to apply the deposit to a future wedding date if the wedding is simply postponed. However, a refund check will not be issued.
2. We understand that complete fee payments to all individuals and the church must be paid prior to the wedding rehearsal.
3. We understand that alcohol is not permitted on the church premises. If alcohol is brought on the church premises by anyone in the wedding party or a guest, our wedding license could be held until we pay an additional \$100.00 fee for breaking this rule.
4. We agree to tell others in our wedding party that alcohol is not permitted on our church premises.

Signature of the bride: _____

Signature of the groom: _____

Date _____

<p><u>For office use only:</u></p> <p>Date received: _____</p> <p>Received by (your initials) _____</p> <p>Paid by:</p> <p style="padding-left: 100px;">Check – check # _____</p> <p style="padding-left: 100px;">Cash</p>

General Information

1. **SCHEDULING YOUR WEDDING**

The date for your wedding should be reserved with the church office in order to avoid scheduling conflicts, **before** invitations are printed and public announcement of your wedding plans are made.

Non-member couples who are getting married at Christ the Redeemer Lutheran Church {CRLC} must place a non-refundable down payment of \$100.00 to secure the scheduled date. The date is not held until payment is received. An additional \$100 is due with other fees 1 week prior to wedding.

When a couple requests to have their wedding on a day when another wedding is already scheduled, the second wedding should be planned at least 2 hours before or after the time set for the previously scheduled wedding. Special situations may require more time between weddings.

The Pastor of CRLC Lutheran Church shall preside at the wedding service. Exceptions to this will be granted only upon approval from Pastor and/or the Vision Board.

2. **THE WEDDING COORDINATOR**

Because we want your ceremony to be a joyous occasion, we require* our wedding coordinator to help you with details of the ceremony. The Wedding Coordinator will usually be present at the rehearsal and the ceremony. The wedding coordinator will help the couple in areas such as –

- ❖ Arrangement of flowers & decor
- ❖ Wedding Etiquette
- ❖ Dressing Areas
- ❖ Unity Candles
- ❖ Church policy
- ❖ Pictures and video camera placement

(*If a wedding is very small, the wedding coordinator services may be waived with permission of the pastor)

3. **DECORATING THE CHURCH**

a. Flowers for the wedding service (including flowers for the altar, the organ, and/or the pews) are welcome to be used. The wedding coordinator can assist you in this area.

b. The florist should be informed that nails or tacks into the woodwork of the church are not permitted.

c. Altar candles will be used for all weddings. Additional candles may be used so long as there is proper regard for safety, and with the consent of the Pastor.

d. We suggest that you avoid elaborate decorations, as simplicity enhances the beauty of the sanctuary. The wedding party or florist may provide candles and candelabras for the chancel area, however, carpeting must also be provided for protection underneath them.

e. Paraments on the altar will be the color of the season or white, upon the discretion of the pastor.

f. CRLC owns wrought iron candelabras which can be attached to the ends of alternating pews. They can be reserved for use at a wedding ceremony with at least 2 months' notice and a fee of \$150. This fee includes candles, set up and removal. Decorations provided by your florist can be added to the wrought iron with pipe cleaner fasteners.

4. **THE MUSIC**

Wedding music should be chosen in consultation with the CRLC organist. Selections are made as a reflection of God's glory and love. Please make an appointment with CRLC's organist 2-3 months before the wedding date for the music conference.

The CRLC organist will play for the wedding and be paid before the wedding according to the fee schedule. If the CRLC organist is unavailable for your wedding date, she will make suggestions for a suitable musician to provide music for the wedding.

Vocal or instrumental music in addition to organ music, if desired, is permitted. This needs to be covered with the Director of Music. If there is any requirement of additional microphones this should be noted.

Like all other music at the wedding, nothing conflicting with the Christian concept of marriage is to be used. Acceptable music for church weddings shall be sacred in theme, worshipful in nature, and subject to approval by the Director of Music.

5. **PHOTOGRAPHERS**

No pictures requiring flash-bulbs shall be taken during the service by either a professional or by other photographers. (Ushers/groomsmen shall advise guests of this policy when they notice guests bringing cameras into the service.) Video equipment of any kind is not allowed in the chancel (altar area). Photos may be taken no earlier than 2 hours prior to the ceremony & 1 hour after= 4 hours at church. The Pastor and/or Wedding Coordinator can discuss the policy for picture-taking with the official photographer prior to the service.

6. **PRE-MARITAL COUNSELING**

The Pastor will meet with you for the purpose of assisting you in the planning of your wedding. You will need to complete pages 11-18 prior to this meeting and bring the forms with you. This time with the pastor should take place approximately 4 weeks before the wedding. The number of meetings will depend on the completion of the forms in this packet and availability for schedule. (*In other words, if you complete this form before your session it will save you a meeting*). It is your responsibility to schedule this meeting with the pastor. The easiest way to arrange times is through email (pastorrandy@crlcbrecksville.org).

7. **THE MARRIAGE LICENSE and CERTIFICATE**

Your wedding license and marriage certificate should be delivered to the Pastor no later than at the time of the rehearsal, so that adequate time may be given to complete the information requested by the state. **NO marriage can be performed without a license in the pastor's possession!**

8. **WEDDING BULLETINS OR PROGRAMS**

Service bulletins, for listing the order of the wedding service and the names of the wedding participants, may be copied by our church office managers upon request, with the only cost to the couple being the purchase of the bulletins. The order of service can be provided to you for the bulletin. It will be the responsibility of the couple to have the program copy ready. If you choose to have the bulletin copied by the church office, the information and bulletin covers must be turned into the church office at least 4 days prior to the wedding. If turned in after that, there is no guarantee that it can be ready for the wedding. Bulletin covers, if desired are available at local Christian bookstores and the internet, including: <http://www.augsburgfortress.org>.

9. THE REHEARSAL

The day for your wedding rehearsal -- normally the day before your scheduled wedding -- need to be scheduled as well. A rehearsal ordinarily takes from 45-60 minutes, generally depending on the size of the wedding party, once the wedding party arrives. It is important for the couple to emphasize this starting time to their wedding party. The pastor is responsible for directing the rehearsal and for determining appropriate good order and reverence.

10. ALCOHOL USE

Though the Lutheran Church does not believe it is wrong to drink alcohol, we do believe in responsible usage. The church wedding day and ceremony is not the appropriate place to use alcohol. Therefore we do not permit alcohol on the church premises. Save it for the reception (if held outside the church). Because of past issues we ask you to show your understanding of this rule by completing the non use of alcohol agreement on page 6 of this form.

11. RECEPTIONS

You are welcome to hold your reception in our church Fellowship Hall after the wedding ceremony. However, you will need to contact the church office to reserve the date and time for your reception. Catering services are not provided. If you hire a caterer someone from the wedding party must be present with them while they are in the building.

- a. If the reception is in our Fellowship Hall, guests are asked not to go into other areas of the church.
- b. No rice or birdseed is to be thrown inside our building. Confetti is prohibited.
- c. No nails or tape are to be put in the walls.
- d. No alcoholic beverages are permitted at the reception or on the church premises.
Smoking is permitted ONLY outside the building

12. CLEAN UP

All equipment or furniture moved to accommodate the wedding and/or reception must be returned to its proper place within 2 hours of usage. All dressing paraphernalia, personal belongings, flowers, food supplies, etc. are to be removed within 2 hours of the wedding. The CRLC custodian or another representative of CRLC will secure the building.

In providing these guidelines, it is not the intent of the church to hinder your wedding plans, but rather to provide helpful counsel and guidance so that your ceremony will not only be memorable for you personally, but may serve to strengthen your marriage.

ORDER OF WORSHIP FOR A WEDDING

The following is an example order of a typical Christian wedding service that can be used when preparing a bulletin for the marriage occasion:

The Order of Service

Prelude (list music)
Processional (list music)
Greeting
Declaration of Intention
Prayer of the Day
Readings from Scripture (list up to 3)
Marriage Reflection
Hymn of the Day (optional, list song)
Exchange of the Marriage vows
Exchange of the rings
Marriage Acclamation
Lighting of the Unity Candle or Sand ceremony (music or reading is optional)
Marriage Blessing
Prayer for Couple
Communion (optional)
The Lord's Prayer
Blessing
Presentation of the Couple
Recessional (list music)

*Any other special music or readings should be cleared with the pastor or music director.

NAME:
DATE:

MARRIAGE INFORMATION

DATE OF MARRIAGE: _____ TIME: _____ PLACE: _____

DATE OF REHEARSAL: _____ TIME: _____

BRIDE'S FULL NAME: _____

ADDRESS: _____

PHONE: _____ ALT#: _____

E-MAIL ADDRESS: _____

MOTHER'S NAME: (If not living mark deceased) _____

FATHER'S NAME: (If not living mark deceased) _____

ADDRESS (if different from above, city & state): _____

MOTHER'S RELIGIOUS AFFILIATION: _____

FATHER'S RELIGIOUS AFFILIATION: _____

BRIDE'S CHURCH MEMBERSHIP OR RELIGIOUS BACKGROUND: _____

PREVIOUSLY MARRIED: **YES/NO** IF YES, HOW MANY TIMES? _____

DO YOU HAVE ANY CHILDREN: **YES/NO** IF YES, THEIR NAMES & AGES:

GROOM'S FULL NAME: _____

ADDRESS: _____

PHONE: _____ ALT#: _____

E-MAIL ADDRESS: _____

MOTHER'S NAME: (If not living mark deceased) _____

FATHER'S NAME: (If not living mark deceased) _____

MOTHER'S RELIGIOUS AFFILIATION: _____

FATHER'S RELIGIOUS AFFILIATION: _____

GROOM'S CHURCH MEMBERSHIP OR RELIGIOUS BACKGROUND: _____

PREVIOUSLY MARRIED: **YES/NO** IF YES, HOW MANY TIMES? _____

DO YOU HAVE ANY CHILDREN: **YES/NO** IF YES, THEIR NAMES & AGES:

THE WEDDING PARTY

Please complete the following. Please note that when giving names on this page only first names are necessary. When listing the bridesmaids and groomsmen please list them in the order and in the pairings you are thinking for the ceremony. If that is not known for sure, list them how you think it will be – it can always be changed later.

MAID / MATRON OF HONOR: _____ BEST MAN: _____

BRIDESMAIDS: _____ GROOMSMEN: _____

FLOWER GIRL(s) & AGE(s):

RING BEARER(s) &AGE(s):

USHERS NAMES (If they are different from the groomsmen): _____

READERS _____ COMMUNION ASST. _____

ARE YOU HAVING A GUEST BOOK ATTENDANT _____ IF SO, WHO: _____

ORGANIST _____ (name):

OTHER MUSIC & MUSICIANS: _____

IF FLORIST (name): _____ PHONE: _____

IF PHOTOGRAPHER (name): _____

IF VIDEO (name): _____

DO YOU PLAN TO TAKE ANY OF THE PICTURES AHEAD OF THE CEREMONY? _____

THE WEDDING PARTY'S ENTRANCE & RECEIVING LINE:

Any special notes about how you want the wedding party escorted? Do you have plans to seat any grandparents? Anybody in particular seating the parents? Anybody other than the father escorting the bride? Who do you want to stand in the receiving line following the wedding? You make notes here and these can be discussed with the pastor or wedding coordinator:

OTHER QUESTIONS RELATED TO THE CEREMONY

You may not yet know all the answers to the following questions, and may wish to talk to the pastor about them. However, answer the following questions as you can.

1. DO YOU PLAN ON HAVING A UNITY CANDLE? _____ (If yes, the couple provides. You will need 3 candles and some type of holder)

2. DO YOU PLAN ON HAVING A RUNNER FOR THE AISLE? _____ (If yes, you provide)

3. DO YOU PLAN ON HAVING PROGRAMS/BULLETINS: _____ (If so, the couple is responsible for getting bulletins and having the contents typed up. The Order of Service is on page 10 if you choose to include it. The church has catalogs of bulletin covers choices as well as some Christian bookstores, and also the internet).

4. Outside the church it is permissible use bubbles (or other items that do not litter) at the couple as they exit the church. Some couples like to release helium balloons or blow bubbles. Others choose not to do anything. If you are planning any of these please note that here:

5. Approximately how many people do you expect to attend the wedding? _____

The wedding rehearsal? _____

6. THE LESSONS: As part of the ceremony lessons from the Bible are read. Do you prefer to pick the lessons or do you want the pastor to do it? _____ If you are picking the lessons please list two or three that you want. Attached is a list of some examples.

The lessons: _____

7. THE VOWS: Which wedding vows do you want to use for the ceremony? They are listed on the bottom of the lessons page (16). _____ Traditional _____ Modern (A) or (B) _____ Write our own. If you would like to write your own, the pastor would need a copy of them.

8. It is not unusual that sometimes at weddings there are awkward moments because of some past history such as divorce, remarriage, or other difficult issues that have resulted in certain family members being alienated from one another. Please note these below. This is only for the pastor to know so that the pastor can help avoid any potential difficulties. Concerns that it would be helpful for the pastor to know about:

WEDDING TEXTS: *Below are some examples of lessons commonly used at a wedding. By no means, is this all of them. You are welcome to choose any biblical reading for your ceremony. It is usual to have 2 to 3 lessons.*

John 2:1-10 On the third day a wedding took place at Cana in Galilee. Jesus' mother was there, 2 and Jesus and his disciples had also been invited to the wedding. 3 When the wine was gone, Jesus' mother said to him, "They have no more wine."

4 "Dear woman, why do you involve me?" Jesus replied. "My time has not yet come."

5 His mother said to the servants, "Do whatever he tells you."

6 Nearby stood six stone water jars, the kind used by the Jews for ceremonial washing, each holding from twenty to thirty gallons.

7 Jesus said to the servants, "Fill the jars with water"; so they filled them to the brim.

8 Then he told them, "Now draw some out and take it to the master of the banquet."

They did so, 9 and the master of the banquet tasted the water that had been turned into wine. He did not realize where it had come from, though the servants who had drawn the water knew. Then he called the bridegroom aside 10 and said, "Everyone brings out the choice wine first and then the cheaper wine after the guests have had too much to drink; but you have saved the best till now." (NIV)

Matthew 19:4-6 "Haven't you read," he replied, "that at the beginning the Creator `made them male and female,' 5 and said, `For this reason a man will leave his father and mother and be united to his wife, and the two will become one flesh'? 6 So they are no longer two, but one. Therefore what God has joined together, let man not separate." (NIV)

John 15:9-12 "As the Father has loved me, so have I loved you. Now remain in my love. 10 If you obey my commands, you will remain in my love, just as I have obeyed my Father's commands and remain in his love. 11 I have told you this so that my joy may be in you and that your joy may be complete. 12 My command is this: Love each other as I have loved you. (NIV)

Ecclesiastes 4:9-12 Two are better than one, because they have a good return for their work: 10 If one falls down, his friend can help him up. But pity the man who falls and has no one to help him up! 11 Also, if two lie down together, they will keep warm. But how can one keep warm alone? 12 Though one may be overpowered, two can defend themselves. A cord of three strands is not quickly broken. (NIV)

Ecclesiastes 3:1-8 There is a time for everything, and a season for every activity under heaven: 2 a time to be born and a time to die, a time to plant and a time to uproot, 3 a time to kill and a time to heal, a time to tear down and a time to build, 4 a time to weep and a time to laugh, a time to mourn and a time to dance, 5 a time to scatter stones and a time to gather them, a time to embrace and a time to refrain, 6 a time to search and a time to give up, a time to keep and a time to throw away, 7 a time to tear and a time to mend, a time to be silent and a time to speak, 8 a time to love and a time to hate, a time for war and a time for peace. (NIV)

Song of Solomon 2:10-13 My lover spoke and said to me, "Arise, my darling, my beautiful one, and come with me. 11 See! The winter is past; the rains are over and gone. 12 Flowers appear on the earth; the season of singing has come, the cooing of doves is heard in our land. 13 The fig tree forms its early fruit; the blossoming vines spread their fragrance. Arise, come, my darling; my beautiful one, come with me." (NIV)

Genesis 1:26-31 Then God said, "Let us make man in our image, in our likeness, and let them rule over the fish of the sea and the birds of the air, over the livestock, over all the earth, and over all the creatures that move along the ground." 27 So God created man in his own image, in the image of God he created him; male and female he created them.

28 God blessed them and said to them, "Be fruitful and increase in number; fill the earth and subdue it. Rule over the fish of the sea and the birds of the air and over every living creature that moves on the ground."

29 Then God said, "I give you every seed-bearing plant on the face of the whole earth and every tree that has fruit with seed in it. They will be yours for food. 30 And to all the beasts of the earth and all the birds of the air and all the creatures that move on the ground -- everything that has the breath of life in it -- I give every green plant for food." And it was so.

31 God saw all that he had made, and it was very good. And there was evening, and there was morning -- the sixth day. (NIV)

Romans 12:1-2 Therefore, I urge you, brothers, in view of God's mercy, to offer your bodies as living sacrifices, holy and pleasing to God -- this is your spiritual act of worship. 2 Do not conform any longer to the pattern of this world, but be transformed by the renewing of your mind. Then you will be able to test and approve what God's will is -- his good, pleasing and perfect will. (NIV)

1 John 4:12 No one has ever seen God; but if we love one another, God lives in us and his love is made complete in us. (NIV)

1 Corinthians 13:1-13 If I speak in the tongues of men and of angels, but have not love, I am only a resounding gong or a clanging cymbal. 2 If I have the gift of prophecy and can fathom all mysteries and all knowledge, and if I have a faith that can move mountains, but have not love, I am nothing. 3 If I give all I possess to the poor and surrender my body to the flames, but have not love, I gain nothing.

4 Love is patient, love is kind. It does not envy, it does not boast, it is not proud. 5 It is not rude, it is not self-seeking, it is not easily angered, it keeps no record of wrongs. 6 Love does not delight in evil but rejoices with the truth. 7 It always protects, always trusts, always hopes, always perseveres.

8 Love never fails. But where there are prophecies, they will cease; where there are tongues, they will be stilled; where there is knowledge, it will pass away. 9 For we know in part and we prophesy in part, 10 but when perfection comes, the imperfect disappears. 11 When I was a child, I talked like a child, I thought like a child, I reasoned like a child. When I became a man, I put childish ways behind me. 12 Now we see but a poor reflection as in a mirror; then we shall see face to face. Now I know in part; then I shall know fully, even as I am fully known.

13 And now these three remain: faith, hope and love. But the greatest of these is love. (NIV)

Psalms 100:1-5 For giving thanks. Shout for joy to the LORD, all the earth. 2 Worship the LORD with gladness; come before him with joyful songs. 3 Know that the LORD is God. It is he who made us, and we are his; we are his people, the sheep of his pasture. 4 Enter his gates with thanksgiving and his courts with praise; give thanks to him and praise his name. 5 For the LORD is good and his love endures forever; his faithfulness continues through all generations. (NIV)

Psalms 117:1-2 Praise the LORD, all you nations; extol him, all you peoples. 2 For great is his love toward us, and the faithfulness of the LORD endures forever. Praise the LORD. (NIV)

Psalms 126:2-6 Our mouths were filled with laughter, our tongues with songs of joy. Then it was said among the nations, "The LORD has done great things for them." 3 The LORD has done great things for us, and we are filled with joy. 4 Restore our fortunes, O LORD, like streams in the Negev. 5 Those who sow in tears will reap with songs of joy. 6 He who goes out weeping, carrying seed to sow, will return with songs of joy, carrying sheaves with him. (NIV)

Psalms 128:1-6 Psalm 128 A song of ascents. Blessed are all who fear the LORD, who walk in his ways. 2 You will eat the fruit of your labor; blessings and prosperity will be yours. 3 Your wife will be like a fruitful vine within your house; your sons will be like olive shoots around your table. 4 Thus is the man blessed who fears the LORD. 5 May the LORD bless you from Zion all the days of your life; may you see the prosperity of Jerusalem, 6 and may you live to see your children's children. Peace be upon Israel. (NIV)

Psalms 150:1-6 Psalm 150 Praise the LORD. Praise God in his sanctuary; praise him in his mighty heavens. 2 Praise him for his acts of power; praise him for his surpassing greatness. 3 Praise him with the sounding of the trumpet, praise him with the harp and lyre, 4 praise him with

tambourine and dancing, praise him with the strings and flute, 5 praise him with the clash of cymbals, praise him with resounding cymbals. 6 Let everything that has breath praise the LORD. Praise the LORD. (NIV)

TRADITIONAL VOWS:

I, _____ take thee _____, to be my wedded wife, to have and to hold from this day forward, for better for worse, for richer for poorer, in sickness and in health, to love and to cherish, till death do us part.

I, _____ take thee _____, to be my husband, to have and to hold from this day forward, for better for worse, for richer for poorer, in sickness and in health, to love and to cherish, till death do us part.

MODERN VOWS:

(A) I take you, _____ to be my wife/husband from this day forward, to join with you and share all that is to come, and I promise to be faithful to you until death parts us.

Or

(B) I take you, _____ to be my wife/husband, I promise before God and these witnesses to be your faithful husband/wife, to share with you in plenty and in want, in joy and in sorrow, in sickness and in health, to forgive and strengthen you, and to join with you so that together we may serve God and others as long as we both shall live.

Other vows may also be used, including writing your own. Please check with the pastor on this in your session with him.

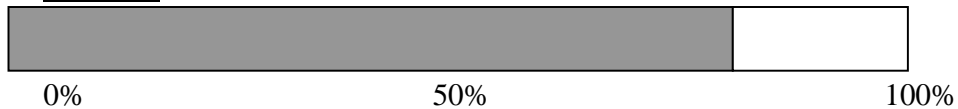
PRE-MARITAL MEETINGS:

Prior to your wedding, the couple will meet with the pastor to discuss the wedding ceremony and marriage. This is not something to fear. It hopefully will be informative and conducive for your relationship. In preparation for the meeting, the couple is asked to take a separate sheet of paper and complete the following 15 questions. Where evident the couple will each have an answer. Feel free to discuss the answers ahead of meeting with a pastor. Remember this is not a test; this is not something that you pass or fail. Please bring your sheet with you when meeting with the pastor. As part of your time, the pastor will also be having you take a brief personality inventory.

1. How did you meet?
2. When did you know that this might be the person I want to marry?
3. Do you want to have kids?
 - a. If so, how long after you are married until you start a family?
 - b. How many kids do you want?
 - c. How do you plan to discipline your children? (Spanking, grounding, etc.)
4. If either person has been married before, does the partner know why the previous relationship did not work out?
5. Who will be responsible for keeping track of the checkbook, savings, credit card, and bills?
Do you plan on having a budget? How will that work?
6. Who makes the decision on purchasing a large ticket item? How much is something before it is considered a large ticket item (how much money)?
7. Who will do what duties around the house?
8. Do you plan to attend a church? If so, what do you guess your attendance pattern will be?
If you have children, do you plan on having your children baptized and raised in the church?
9. What does each of you see as the strongest part of your relationship?
10. What does each of you see as the weakest part of your relationship?
11. Is each of you willing to relocate from this community if necessary?
12. If you have extended family, have you discussed how you plan to handle holidays?
13. How does each of you define the word vacation? Does it mean stay at home or going somewhere? Being alone with each other/ with any kids/ or other friends?
14. How much "down time" or personal "quiet time" do you need?
15. What is the hardest part about answering these questions?

Often in a marriage there is no doubt that one another has to follow the direction of an employer in terms of their working hours. However in a household there are many tasks that are done to keep things functioning. These tasks however are not clearly spelled out and each couple must work out how these things will get done. Below is a list of some of those home activities and chores. Though life situations often impact and change these, fill in the following on how you would imagine it to be in your marriage relationship. Have one partner be the dark part and the other the light part. (Again there are not right or wrong answers here).

Example: MAKING THE BED:




If person A is the dark fill and person B is the light fill. The following bar says that person A will make the bed about 80% of the time and person B about 20%.

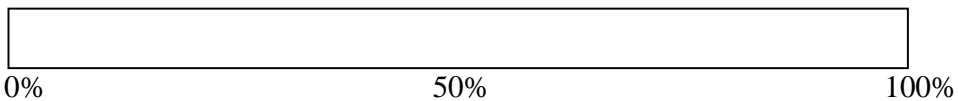
LAWN WORK (Mowing, leaves, flowers beds, etc.)



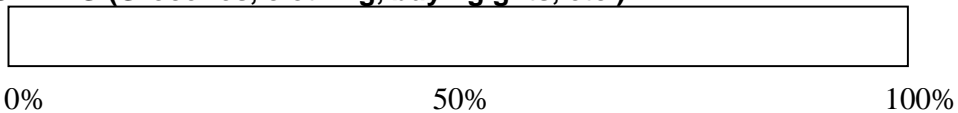
HOUSEKEEPING ITEMS (Dusting, vacuuming, laundry, cleaning, etc.)




MEAL PREPARATION & CLEAN-UP



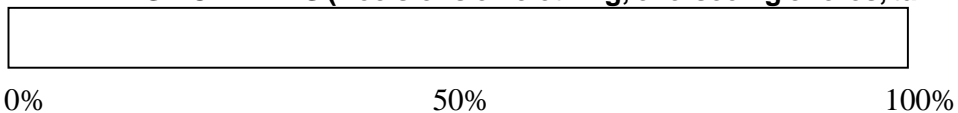
SHOPPING (Groceries, clothing, buying gifts, etc.)



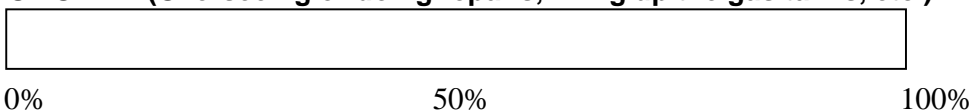
FINANCIAL WORK (Going to the bank, investing, balancing bank statements, etc.)



CHILDREARING ACTIVITIES (Decisions on clothing, overseeing chores, taxiing children, etc.)



AUTOMOBILE (Overseeing or doing repairs, filling up the gas tanks, etc.)



OTHER QUESTIONS OR CONCERNS: